



Pretty
Plastic

building from waste

info@prettyplastic.nl
www.prettyplastic.nl
@we_are_prettyplastic

FIRST ONE
PRODUCT SHEET

March 2024

PRODUCT SHEET

PRODUCT NAME FIRST ONE

TECHNICAL DATA

HEIGHT	400mm
WIDTH	304mm
THICKNESS	29mm
NUMBER OF TILES PER M ²	22.2
WEIGHT PER TILE	1.1kg
WEIGHT PER M ²	24.4kg
MATERIAL	recycled Polyvinylchlorid (PVC)
FLAMMABILITY (EN 13501-1:2018)	B-s3,d0
PRODUCTION TOLERANCES	+/-2%

INSTALLATION

Pretty Plastic tiles should be attached to a wall with an underlying wooden structure composed of wooden slats (C18). These slats should have a minimum dimension of 24x48mm or 28x45mm, which are commonly available sizes in the EU.

Every tile needs a screw to be installed on the slat construction.

We recommend using SPAX Universal Screw 25/45x4mm or an equivalent product for this purpose.

Between tiles should be a space of 2mm.

PROCESSING

Pretty Plastic can be cut or drilled without producing any splinters.

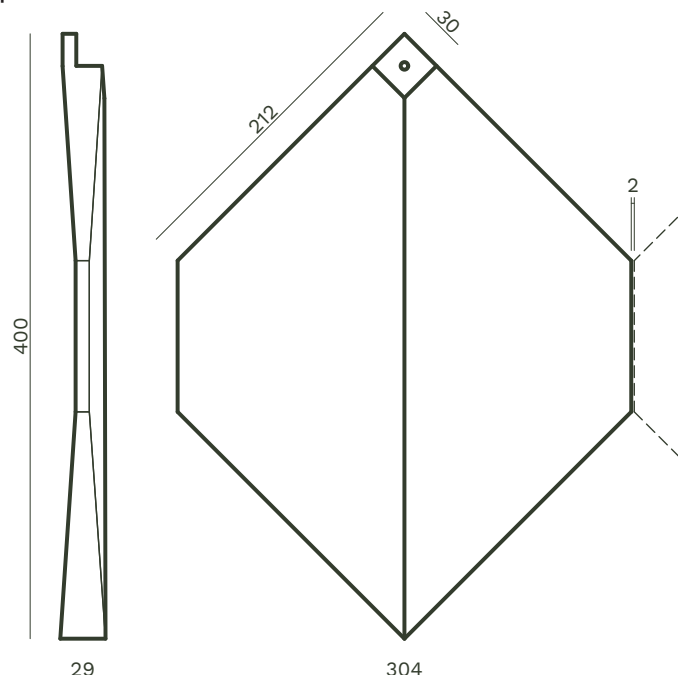
COLOUR

Pretty Plastic is available in four different colours: ochre, terracotta, green, and grey, each offering three shades. Colours shown serve as representative examples to provide an initial impression. However, due to the inherent characteristics of

recycled materials, the delivered product may exhibit slight variations in colour and finish.


MAINTENANCE

Pretty Plastic is maintenance-free and can be cleaned using mild household cleaning products.















PRODUCT SHEET

PRODUCT NAME FIRST ONE



Pretty Plastic

building from waste

	DARK	MEDIUM	LIGHT
GREY	 b3	 b2	 b1
GREEN	 g3	 g2	 g1
TERRACOTTA	 t3	 t2	 t1
OCHRE	 o3	 o2	 o1

PRODUCT SHEET

PRODUCT NAME FIRST ONE

 **Pretty Plastic**
building from waste

